

**WORKFORCE DEVELOPMENT BOARD OF THE
TREASURE COAST, INC.**

FINANCIAL STATEMENTS

JUNE 30, 2024 AND 2023

WORKFORCE DEVELOPMENT BOARD OF THE TREASURE COAST, INC.
TABLE OF CONTENTS
JUNE 30, 2024 AND 2023

	Page(s)
Independent Auditors’ Report	1 – 3
Management’s Discussion and Analysis	4 – 7
Basic Financial Statements	
Government-wide Financial Statements	
Statements of Net Position	8
Statements of Activities	9
Governmental Fund Financial Statements	
Balance Sheets – Governmental Fund	10
Reconciliation of the Balance Sheets – Governmental Fund to the Statements of Net Position of Governmental Activities	11
Statements of Revenues, Expenditures and Changes in Fund Balances – Governmental Fund	12
Reconciliation of the Statements of Revenues, Expenditures and Changes in Fund Balances – Governmental Fund to the Statements of Activities	13
Notes to Financial Statements	14 – 23
Compliance Section	
Independent Auditors’ Report on Internal Control over Financial Reporting and on Compliance and Other Matters Based on an Audit of Financial Statements Performed in Accordance with <i>Government Auditing Standards</i>	25 – 26
Schedule of Expenditures of Federal Awards	27
Notes to Schedule of Expenditures of Federal Awards	28
Schedule of Findings and Questioned Costs	29
Independent Auditors’ Report on Compliance for Each Major Federal Program and on Internal Control over Compliance in Accordance with the Uniform Guidance	30 – 32



INDEPENDENT AUDITORS' REPORT

To the Board of Directors and Management,
Workforce Development Board of the Treasure Coast, Inc.:

Report on the Audit of the Financial Statements

Opinions

We have audited the financial statements of the governmental activities and the general fund of Workforce Development Board of the Treasure Coast, Inc., (the Board), as of and for the years ended June 30, 2024 and 2023, and the related notes to the financial statements, which collectively comprise the Board's basic financial statements as listed in the table of contents.

In our opinion, the accompanying financial statements present fairly, in all material respects, the respective financial position of the governmental activities and the general fund of the Board, as of June 30, 2024 and 2023, and the changes in financial position for the years then ended in accordance with accounting principles generally accepted in the United States of America.

Basis for Opinions

We conducted our audits in accordance with auditing standards generally accepted in the United States of America (GAAS) and the standards applicable to financial audits contained in *Government Auditing Standards* (GAS), issued by the Comptroller General of the United States. Our responsibilities under those standards are further described in the Auditors' Responsibilities for the Audit of the Financial Statements section of our report. We are required to be independent of the Board and to meet our other ethical responsibilities, in accordance with the relevant ethical requirements relating to our audits. We believe that the audit evidence we have obtained is sufficient and appropriate to provide a basis for our audit opinions.

Responsibilities of Management for the Financial Statements

The Board's management is responsible for the preparation and fair presentation of the financial statements in accordance with accounting principles generally accepted in the United States of America, and for the design, implementation, and maintenance of internal control relevant to the preparation and fair presentation of financial statements that are free from material misstatement, whether due to fraud or error.

In preparing the financial statements, management is required to evaluate whether there are conditions or events, considered in the aggregate, that raise substantial doubt about the Board's ability to continue as a going concern for one year after the date that the financial statements are issued.

Auditors' Responsibilities for the Audits of the Financial Statements

Our objectives are to obtain reasonable assurance about whether the financial statements as a whole are free from material misstatement, whether due to fraud or error, and to issue an auditors' report that includes our opinions. Reasonable assurance is a high level of assurance but is not absolute assurance and therefore is not a guarantee that an audit conducted in accordance with GAAS and GAS will always detect a material misstatement when it exists. The risk of not detecting a material misstatement resulting from fraud is higher than for one resulting from error, as fraud may involve collusion, forgery, intentional

omissions, misrepresentations, or the override of internal control. Misstatements are considered material if there is a substantial likelihood that, individually or in the aggregate, they would influence the judgment made by a reasonable user based on the financial statements.

In performing audits in accordance with GAAS and GAS, we:

- Exercise professional judgment and maintain professional skepticism throughout the audits.
- Identify and assess the risks of material misstatement of the financial statements, whether due to fraud or error, and design and perform audit procedures responsive to those risks. Such procedures include examining, on a test basis, evidence regarding the amounts and disclosures in the financial statements.
- Obtain an understanding of internal control relevant to the audits in order to design audit procedures that are appropriate in the circumstances, but not for the purpose of expressing an opinion on the effectiveness of the Board's internal control. Accordingly, no such opinion is expressed.
- Evaluate the appropriateness of accounting policies used and the reasonableness of significant accounting estimates made by management, as well as evaluate the overall presentation of the financial statements.
- Conclude whether, in our judgment, there are conditions or events, considered in the aggregate, that raise substantial doubt about the Board's ability to continue as a going concern for a reasonable period of time.

We are required to communicate with those charged with governance regarding, among other matters, the planned scope and timing of the audits, significant audit findings, and certain internal control-related matters that we identified during the audits.

Required Supplementary Information

Accounting principles generally accepted in the United States of America require that the management's discussion and analysis, as listed in the table of contents, be presented to supplement the basic financial statements. Such information is the responsibility of management and, although not a part of the basic financial statements, is required by the Governmental Accounting Standards Board who considers it to be an essential part of financial reporting for placing the basic financial statements in an appropriate operational, economic, or historical context. We have applied certain limited procedures to the required supplementary information in accordance with auditing standards generally accepted in the United States of America, which consisted of inquiries of management about the methods of preparing the information and comparing the information for consistency with management's responses to our inquiries, the basic financial statements, and other knowledge we obtained during our audit of the basic financial statements. We do not express an opinion or provide any assurance on the information because the limited procedures do not provide us with sufficient evidence to express an opinion or provide any assurance.

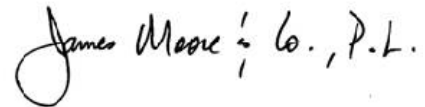
Supplementary Information

Our audits were conducted for the purpose of forming an opinion on the financial statements that collectively comprise the Board's basic financial statements. The accompanying Schedule of Expenditures of Federal Awards as required by Title 2 U.S. Code of Federal Regulations (CFR) Part 200, *Uniform Administrative Requirements, Cost Principles, and Audit Requirements for Federal Awards* (Uniform Guidance) is presented for purposes of additional analysis and is not a required part of the basic financial statements.

This information is the responsibility of management and was derived from and relates directly to the underlying accounting and other records used to prepare the financial statements. The information has been subjected to the auditing procedures applied in the audits of the financial statements and certain additional procedures, including comparing and reconciling such information directly to the underlying accounting and other records used to prepare the financial statements or to the financial statements themselves, and other additional procedures in accordance with auditing standards generally accepted in the United States of America. In our opinion, the Schedule of Expenditures of Federal Awards is fairly stated in all material respects in relation to the financial statements as a whole.

Other Reporting Required by *Government Auditing Standards*

In accordance with *Government Auditing Standards*, we have also issued our report dated November 15, 2024, on our consideration of the Board's internal control over financial reporting and on our tests of its compliance with certain provisions of laws, regulations, contracts, and grant agreements and other matters. The purpose of that report is to describe the scope of our testing of internal control over financial reporting and compliance and the results of that testing, and not to provide an opinion on the internal control over financial reporting or on compliance. That report is an integral part of an audit performed in accordance with *Government Auditing Standards* in considering the Board's internal control over financial reporting and compliance.

A handwritten signature in cursive script that reads "James Moore & Co., P.L." The signature is written in dark ink and is positioned to the right of the main text block.

Daytona Beach, Florida
November 15, 2024

WORKFORCE DEVELOPMENT BOARD OF THE TREASURE COAST, INC.
MANAGEMENT'S DISCUSSION & ANALYSIS
JUNE 30, 2024

This discussion and analysis of the Workforce Development Board of the Treasure Coast, Inc. (the Board) financial performance provides an overview of the Board's financial activities for the fiscal years ended June 30, 2024, 2023, and 2022. Please read it in conjunction with the Board's financial statements, which follow this section.

OVERVIEW OF THE BASIC FINANCIAL STATEMENTS

This annual report contains government-wide financial statements that report on the Board's activities as a whole and fund financial statements that report on the Board's individual fund.

Government-wide Financial Statements

The first financial statement presented is the Statement of Net Position. This statement includes all of the Board's assets and liabilities using the accrual basis of accounting. Accrual accounting is similar to the accounting used by most private-sector companies. Assets and related revenue are recorded when earned and related liabilities and expenses are recognized as incurred regardless of when cash is received or paid. Net Position, the difference between assets and liabilities, can be used to measure the Board's financial position.

The second financial statement presented is the Statement of Activities. This statement is also shown using the accrual basis of accounting. It shows the increases and decreases in net position during the fiscal year. Over time, the increases or decreases in net position are useful indicators as to whether the Board's financial health is improving or deteriorating. However, other non-financial factors, such as changes in federal and state funding, must also be considered when assessing the overall health of the Board. In these statements, all of the Board's activities are considered to be governmental activities.

Fund Financial Statements

Following the government-wide financial statements are the fund financial statements. They provide more detailed information about the Board's fund.

- Governmental Fund – The Board maintains one individual governmental fund. The General Fund is considered to be a major fund and, accordingly, is displayed separately. This fund is accounted for using modified accrual accounting. Modified accrual accounting focuses on available cash and other financial assets that can readily be converted to cash. This provides a shorter-term view of the governmental fund's financial position. A reconciliation of the governmental fund balance and net position is provided with this statement, which helps to explain the difference between the fund financial statements and the government-wide financial statements.

WORKFORCE DEVELOPMENT BOARD OF THE TREASURE COAST, INC.
MANAGEMENT'S DISCUSSION & ANALYSIS
JUNE 30, 2024
(Continued)

CONDENSED FINANCIAL INFORMATION

The following table presents condensed, government-wide current and prior year data about net position and changes in the net position.

Net Position	2024	2023	2022
Assets:			
Current assets	\$ 887,820	\$ 1,000,887	\$ 854,337
Capital assets, net	2,550,077	2,953,122	3,419,141
Total assets	<u>3,437,897</u>	<u>3,954,009</u>	<u>4,273,478</u>
Liabilities:			
Current liabilities	692,838	801,264	647,812
Noncurrent liabilities	2,650,628	3,007,975	3,411,971
	<u>3,343,466</u>	<u>3,809,239</u>	<u>4,059,783</u>
Net Position:			
Investment in capital assets	(100,551)	(54,853)	7,170
Unrestricted	194,982	199,623	206,525
Total net position	<u>\$ 94,431</u>	<u>\$ 144,770</u>	<u>\$ 213,695</u>
Change in Net Position			
Program revenues:			
Operating grants and contributions	\$ 5,929,975	\$ 5,869,392	\$ 6,827,372
Charges for services	44,549	77,490	110,074
Total program revenues	<u>5,974,524</u>	<u>5,946,882</u>	<u>6,937,446</u>
General revenues:			
Investment income	5,811	-	-
Total revenues	<u>5,980,335</u>	<u>5,946,882</u>	<u>6,937,446</u>
Program expenses:			
Training, retraining, and readjustment	6,030,674	6,015,807	6,993,628
Capital outlay	-	-	7,102
Total program expenses	<u>6,030,674</u>	<u>6,015,807</u>	<u>7,000,730</u>
Change in net position	(50,339)	(68,925)	(63,284)
Beginning net position	144,770	213,695	276,979
Ending net position	<u>\$ 94,431</u>	<u>\$ 144,770</u>	<u>\$ 213,695</u>

WORKFORCE DEVELOPMENT BOARD OF THE TREASURE COAST, INC.
MANAGEMENT'S DISCUSSION & ANALYSIS
JUNE 30, 2024
(Continued)

OVERALL FINANCIAL POSITION AND RESULTS OF OPERATIONS

Governmental Activities

In Program Year 2024, governmental activities generated \$5,980,335 in revenues and incurred \$6,030,674 of program expenses. This resulted in a \$50,339 decrease in net position. While there was a slight increase in grant revenue and expenditures compared to Program Year 2023, the decrease is a result of revenues generated by the Board's nonfederal funding programs being less than the related expenditures.

In Program Year 2023, governmental activities generated \$5,946,882 in revenues and incurred \$6,015,807 of program expenses. This resulted in a \$68,925 decrease in net position. This decrease is the result of a decrease in 2023 federal grants due to timing of receiving grants. Grant revenue and expenditures have decreased as compared to Program Year 2022 primarily due to a \$1,076,460 (99.62%) decrease in COVID-19 related grant funding. The decrease in expenditures in Program Year 2023 compared to Program Year 2022 is primarily a result of the decrease in COVID-19 related funds, as well as decreased depreciation expense as a result of the termination of a lease in the current year.

THE BOARD'S INDIVIDUAL FUND

General Fund

The General Fund receives its funding under cash advance and cost reimbursement contracts. If at the end of the fiscal year, an advance is not sufficient to cover applicable expenditures, a receivable is created. If an advance is in excess of applicable expenditures, a refundable advance is reported. Consequently, revenues will generally equal expenditures with a small profit due to charges for services not funded by grants. The fund balance represents amounts received prior to the Job Training Partnership Act (JTPA) from performance grants and other charges for services.

The \$2,190 increase in fund balance for Program Year 2024 was a result of revenues generated by the Boards' charges for services and nonfederal funding Programs in excess of related expenditures.

The \$1,959 decrease in fund balance for Program Year 2023 was a result of revenues generated by the Boards' charges for services and nonfederal funding Programs in deficit of related expenditures.

WORKFORCE DEVELOPMENT BOARD OF THE TREASURE COAST, INC.
MANAGEMENT'S DISCUSSION & ANALYSIS
JUNE 30, 2024
(Continued)

Budgetary Highlights

The Board is not legally required to adopt a budget. As such, budgetary exhibits are not presented.

CAPITAL ASSETS AND DEBT ADMINISTRATION

Capital Assets

The Board's capital assets consist of computer equipment, office equipment, improvements, and vehicles needed to support the One-Stop Centers in its local workforce development area (LWDA20). Two vehicles are mobile units, which are currently being used as Mobile One-Stop (Resource) Centers in Martin and Indian River Counties.

Capital assets, primarily consisting of computers, communication equipment, vehicles, leasehold improvements, leased printers, and leased building facilities, decreased by \$58,388 in 2024 due to termination of two equipment leases in CY, decreased by \$474,103 in 2023 due to termination of one building lease, and did not change in 2022. For the years ending June 30, 2024, 2023, and 2022, depreciation was \$403,045, \$481,857, and \$640,364, respectively. At June 30, 2024, 2023, and 2022, accumulated depreciation was \$2,226,779, \$1,882,122, and \$1,890,206, respectively. Capital retirements of older, similar assets were none in 2024, 2023, or 2022. These assets were fully depreciated at the time of disposal.

Debt Administration

With the prior implementation of GASB Statement No. 87, *Leases*, the Board had the following lease liability outstanding at June 30, 2024, 2023, and 2022: \$2,650,628, \$3,007,975, and \$3,411,971, respectively.

ECONOMIC FACTORS

Ninety-seven percent (97%) of the Board's revenues were generated from federal grants, all of which were passed through the State of Florida's Department of Commerce. Anything that could influence federal and state appropriations of these funds will have a direct impact on the Board.

CONTACTING THE BOARD'S FINANCIAL MANAGEMENT

This financial report is designed to provide a general overview of the Board's finances and to show the Board's accountability for the money it receives. If you have any questions about this report or need additional financial information, contact Brian Bauer, President/CEO, Workforce Development Board of the Treasure Coast, Inc. 584 NW University Blvd, Suite 100, Port St. Lucie, Florida, 34986.

WORKFORCE DEVELOPMENT BOARD OF THE TREASURE COAST, INC.
STATEMENTS OF NET POSITION
JUNE 30, 2024 AND 2023

	2024	2023
<u>ASSETS</u>		
Current assets		
Cash and cash equivalents	\$ 671,759	\$ 669,170
Grants and other receivables	141,923	271,262
Prepays and other assets	74,138	60,455
Total current assets	887,820	1,000,887
Non-current assets		
Capital assets		
Leasehold improvements	217,856	217,856
Equipment	143,455	143,455
Vehicles	447,386	447,386
Buildings - right-to-use assets	3,719,789	3,719,789
Equipment - right-to-use assets	248,370	306,758
Less: Accumulated depreciation/amortization	(2,226,779)	(1,882,122)
Total non-current assets	2,550,077	2,953,122
Total Assets	\$ 3,437,897	\$ 3,954,009
<u>LIABILITIES AND NET POSITION</u>		
Current liabilities		
Accounts payable and accrued liabilities	\$ 468,487	\$ 426,552
Unearned revenue	224,351	374,712
Total current liabilities	692,838	801,264
Non-current liabilities		
Due within one year:		
Lease liabilities	316,523	357,347
Due in more than one year:		
Lease liabilities	2,334,105	2,650,628
Total noncurrent liabilities	2,650,628	3,007,975
Total Liabilities	3,343,466	3,809,239
Net position		
Investment in capital assets	(100,551)	(54,853)
Unrestricted	194,982	199,623
Total net position	94,431	144,770
Total Liabilities and Net Position	\$ 3,437,897	\$ 3,954,009

The accompanying notes to the financial statements
are an integral part of these statements.

WORKFORCE DEVELOPMENT BOARD OF THE TREASURE COAST, INC.
STATEMENTS OF ACTIVITIES
FOR THE YEARS ENDED JUNE 30, 2024 AND 2023

		2024				
		Program Revenues				
	<u>Expenses</u>	<u>Charges for Services</u>	<u>Operating Grants and Contributions</u>	<u>Capital Grants and Contributions</u>		Net (Expense) Revenues and Changes in Net Position-Governmental Activities
Functions and Programs						
Governmental Activities						
Training, retraining, and readjustment	\$ 6,030,674	\$ 44,549	\$ 5,929,975	\$ -		\$ (56,150)
General revenues						
Investment income						5,811
Total general revenues						5,811
Changes in net position						(50,339)
Net position, beginning of year						144,770
Net position, end of year						<u>\$ 94,431</u>
		2023				
		Program Revenues				
	<u>Expenses</u>	<u>Charges for Services</u>	<u>Operating Grants and Contributions</u>	<u>Capital Grants and Contributions</u>		Net (Expense) Revenues and Changes in Net Position-Governmental Activities
Functions and Programs						
Governmental Activities						
Training, retraining, and readjustment	\$ 6,015,807	\$ 77,490	\$ 5,869,392	\$ -		\$ (68,925)
General revenues						
Investment income						-
Total general revenues						-
Changes in net position						(68,925)
Net position, beginning of year						213,695
Net position, end of year						<u>\$ 144,770</u>

The accompanying notes to financial statements
are an integral part of these statements.

WORKFORCE DEVELOPMENT BOARD OF THE TREASURE COAST, INC.
BALANCE SHEETS – GOVERNMENTAL FUND
JUNE 30, 2024 AND 2023

	General Fund	
	2024	2023
<u>ASSETS</u>		
Assets		
Cash and cash equivalents	\$ 671,759	\$ 669,170
Grants and other receivables	141,923	271,262
Prepays and other current assets	74,138	60,455
Total assets	\$ 887,820	\$ 1,000,887
<u>LIABILITIES AND FUND BALANCE</u>		
Liabilities		
Accounts payable and accrued liabilities	\$ 361,549	\$ 326,445
Unearned revenue	224,351	374,712
Total liabilities	585,900	701,157
Fund Balance		
Nonspendable:		
Prepays and other current assets	74,138	60,455
Unassigned	227,782	239,275
Total fund balance	301,920	299,730
Total Liabilities and Fund Balance	\$ 887,820	\$ 1,000,887

The accompanying notes to the financial statements
are an integral part of these statements.

**WORKFORCE DEVELOPMENT BOARD OF THE TREASURE COAST, INC.
RECONCILIATION OF THE BALANCE SHEETS – GOVERNMENTAL FUND
TO THE STATEMENTS OF NET POSITION OF GOVERNMENTAL ACTIVITIES
JUNE 30, 2024 AND 2023**

	2024	2023
Total Governmental Fund Balance	\$ 301,920	\$ 299,730
Amounts reported for governmental activities in the statements of net position are different because:		
Capital assets used in governmental activities are not financial resources and, therefore, are not reported in the funds.		
Capital assets being depreciated/amortized	4,776,856	4,835,244
Accumulated depreciation/amortization on capital assets	(2,226,779)	(1,882,122)
Long-term liabilities are not due and payable in the current period and, therefore, are not reported in the funds.		
Lease payable	(2,650,628)	(3,007,975)
Accrued interest payable on long-term debt	(5,257)	(5,966)
Compensated absences	(101,681)	(94,141)
Net Position of Governmental Activities	\$ 94,431	\$ 144,770

The accompanying notes to the financial statements
are an integral part of these statements.

**WORKFORCE DEVELOPMENT BOARD OF THE TREASURE COAST, INC.
STATEMENTS OF REVENUES, EXPENDITURES AND
CHANGES IN FUND BALANCE – GOVERNMENTAL FUND
FOR THE YEARS ENDED JUNE 30, 2024 AND 2023**

	General Fund	
	2024	2023
Revenues		
Intergovernmental		
Federal grants	\$ 5,795,371	\$ 5,664,583
Local grants	134,604	204,809
Charges for services	44,549	77,490
Investment income	5,811	-
Total revenues	5,980,335	5,946,882
Expenditures		
Current:		
Training, retraining, and readjustment	5,521,665	5,409,788
Debt service		
Principal	389,514	463,338
Interest	66,966	75,715
Total expenditures	5,978,145	5,948,841
Net change in fund balance	2,190	(1,959)
Fund balance, beginning of year	299,730	301,689
Fund balance, end of year	\$ 301,920	\$ 299,730

The accompanying notes to the financial statements
are an integral part of these statements.

**WORKFORCE DEVELOPMENT BOARD OF THE TREASURE COAST, INC.
RECONCILIATION OF THE STATEMENTS OF REVENUES, EXPENDITURES
AND CHANGES IN FUND BALANCE – GOVERNMENTAL FUND TO THE
STATEMENTS OF ACTIVITIES
JUNE 30, 2024 AND 2023**

	2024	2023
Net Change in Fund Balance - Total Governmental Fund	\$ 2,190	\$ (1,959)
Amounts reported for governmental activities in the Statements of Activities are different because:		
Compensated absences reported in the Statement of Activities do not require the use of current financial resources and, therefore, are not reported as expenditures of governmental funds. Expenses are reduced by amounts used during the year.	(7,540)	(5,744)
Governmental funds report capital outlays as expenditures. However, in the Statements of Activities, the cost of those assets is allocated over their estimated useful lives as depreciation/amortization expense.		
Depreciation/amortization expense	(403,045)	(481,857)
Some expenses reported in the statement of activities do not require the use of current financial resources and, therefore, are not reported as expenditures in the governmental funds.		
Change in lease liability interest expense	(66,966)	(75,715)
Change in rent expense	425,022	496,350
Change in Net Position of Governmental Activities	\$ (50,339)	\$ (68,925)

The accompanying notes to the financial statements
are an integral part of these statements.

WORKFORCE DEVELOPMENT BOARD OF THE TREASURE COAST, INC.
NOTES TO FINANCIAL STATEMENTS
JUNE 30, 2024 AND 2023

(1) Summary of Significant Accounting Policies:

The following is a summary of the more significant accounting policies of Workforce Development Board of the Treasure Coast, Inc. (the Board), which affect significant elements of the financial statements:

(a) **Reporting entity**—The Board was organized on September 26, 1983 as a private non-profit corporation to develop workforce skills to meet current and future demands in Indian River, Martin, and St. Lucie counties within the State of Florida. Workforce development prepares individuals for work through secondary and post-secondary education, employer-sponsored training for incumbent workers, and special public programs for the poor and unemployed. The Board receives its funding from federal and state grants passed primarily through the Florida Department of Commerce.

The accounting policies adopted by the Board conform to accounting principles generally accepted in the United States of America as applied to not-for-profit organizations reporting using the governmental model. As required by generally accepted accounting principles, the financial statements of the reporting entity include those of the Board (the primary government). There were no entities that required inclusion as a component unit within the Board's financial statements.

(b) **Government-wide and fund financial statements**—The government-wide financial statements (the Statement of Net Position and the Statement of Activities) report information on all of the nonfiduciary activities of the Board. Governmental activities are reported separately from business-type activities, which rely on fees charged to external parties as their primary revenues. The Board has no business-type activities.

The Statement of Net Position reports the Board's financial position as of the end of the fiscal year. In this statement, the Board's net position are reported in two categories: investment in capital assets and unrestricted net position.

The Statement of Activities is displayed using a net-cost format and reports the degree to which the direct expenses of a given function are offset by program revenues. Direct expenses are those that are clearly identifiable with a specific function. Indirect costs are included in the program expense reported for individual functions and activities. Program revenues include (1) charges for services that are directly related to a given function and (2) grants and contributions that are restricted to meeting the operational or capital requirements of a particular function. Other items not properly included among program revenues are reported instead as general revenues.

Separate financial statements are provided for the general fund, which is the Board's only fund.

WORKFORCE DEVELOPMENT BOARD OF THE TREASURE COAST, INC.
NOTES TO FINANCIAL STATEMENTS
JUNE 30, 2024 AND 2023

(1) **Summary of Significant Accounting Policies:** (Continued)

(c) **Measurement focus and basis of accounting**—The government-wide financial statements are reported using the economic resources measurement focus and the accrual basis of accounting. Revenues are recorded when earned and expenses are recorded when a liability is incurred, regardless of the timing of the related cash flows. Grants and similar items are recognized as revenue as soon as all eligibility requirements imposed by the provider have been met.

Governmental fund financial statements are reported using the current financial resources measurement focus and the modified accrual basis of accounting. Revenues are recognized as soon as they are both measurable and available. Revenues are considered available when they are collectible within the current period or soon enough thereafter to pay liabilities of the current period. For this purpose, the Board considers revenues to be available if they are collected within sixty days of the end of the current fiscal period. Expenditures generally are recorded when a liability is incurred, as under accrual accounting. However, expenditures related to compensated absences and claims and judgments, are recorded only when payment is due.

The Board considers most revenues, such as reimbursement-based grant revenues and charges for service, to be susceptible to accrual and so they have been recognized as revenues in the current fiscal period. Other revenue items are considered to be measurable and available only when cash is received. When both restricted and unrestricted resources are available for use, it is the Board's policy to use restricted resources first, then unrestricted resources as they are needed.

Major Governmental Fund—The sole governmental fund used by the Board is the general fund, which is used to account for all financial activity of the Board.

(d) **Cash and cash equivalents**—Cash and cash equivalents of the Board are considered to be cash on hand, demand deposits, and short-term investments with original maturities of three months or less from the date of acquisition.

(e) **Grants and other receivables**—Grants and other receivables consist of amounts due from grantor agencies for reimbursement of expenditures under various programs. Management has concluded that realization of losses on balance outstanding at year-end will be immaterial.

(f) **Capital assets and depreciation**—Capital assets are defined by the Board as assets with an initial, individual cost of \$5,000 or more and an estimated useful life of more than one year. Such assets are recorded at historical cost. Donated capital assets are recorded at estimated acquisition value at the date of the donation. The Federal Government has a reversionary interest in those assets purchased with its funds which have a cost of \$5,000 or more and an estimated useful life of at least one year. Depreciation of capital assets is computed using the straight-line method over estimated useful lives as follows:

Assets	Years
Leasehold improvements	30
Equipment	5–10
Vehicles	5

WORKFORCE DEVELOPMENT BOARD OF THE TREASURE COAST, INC.
NOTES TO FINANCIAL STATEMENTS
JUNE 30, 2024 AND 2023

(1) **Summary of Significant Accounting Policies:** (Continued)

(g) **Unearned revenues**—Unearned revenues are comprised of amounts received from grantor agencies by the Board prior to meeting revenue recognition criteria. In subsequent periods, when the revenue recognition criteria have been met, the liability for unearned revenues is reduced and revenue is recognized.

(h) **Prepays and other assets**—Certain payments to vendors reflect costs applicable to future accounting periods and are recorded as prepays in both the government-wide and fund financial statements.

(i) **Indirect costs**—The Board receives funds from several sources. Accordingly, indirect administrative and program support costs are allocated between the various programs in the following manner: Indirect administrative costs and indirect program support costs, including indirect salary costs, are charged to either an administrative or program cost pool and allocated to all programs including WTP, WIOA youth, WIOA adult, and WIOA dislocated workers contracts based on each program's direct program costs. Indirect occupancy costs are charged to a cost pool and allocated to all programs based on each program's direct program costs. Indirect occupancy costs are charged to various funding sources or indirect costs pools based on FTE's determined by bi-weekly personnel activity reports. The allocation ratios are determined based upon each program's percentage of total time charged by staff.

(j) **Budgets**—The general expenditure authority of the Board, as provided by Sections 445.004 and 445.007 of the Florida Statutes, does not require a legally adopted budget placed into public law. Accordingly, the budgetary comparison schedules for governmental funds have not been presented as supplementary information required by the Governmental Accounting Standards Board.

(k) **Income taxes**—The Board is exempt from federal income tax under Section 501(c)(3) of the Internal Revenue Code, except for taxes on unrelated business income. Since the Board had no taxable unrelated business income during the years ended June 30, 2024 and 2023, no provision for income taxes is provided in the financial statements.

Management of the Board considers the likelihood of changes by taxing authorities in its filed income tax returns and recognizes a liability for or discloses potential significant changes that management believes are more likely than not to occur, including changes to the Board's status as a not-for-profit entity. Management believes the Board met the requirements to maintain its tax-exempt status and has no income subject to unrelated business income tax, therefore no provision for income taxes has been provided in these financial statements. The Board's income tax returns for the past three years are subject to examination by tax authorities, and may change upon examination.

WORKFORCE DEVELOPMENT BOARD OF THE TREASURE COAST, INC.
NOTES TO FINANCIAL STATEMENTS
JUNE 30, 2024 AND 2023

(1) **Summary of Significant Accounting Policies:** (Continued)

(l) **Fund balance**—In the fund financial statements, governmental funds report fund balance classifications that comprise a hierarchy based primarily on the extent to which the Board is bound to honor constraints on the specific purposes for which amounts in those funds can be spent. Those classifications are as follows:

Nonspendable—Amounts that cannot be spent either because they are not in a spendable form or because they are legally or contractually required to be maintained intact.

Restricted—Amounts that can be spent only for specific purposes because of the Bylaws, state or federal laws, or externally imposed conditions by grantors or creditors.

Committed—Amounts that can be used only for specific purposes determined by a formal action by ordinance or resolution.

Assigned—Amounts that are designated by the Board of Directors for a specific purpose but are not spendable until a budget ordinance is passed by the Board of Directors.

Unassigned—All amounts not included in other spendable classifications.

When an expenditure is incurred for purposes for which both restricted and unrestricted fund balance is available, the Board considers restricted funds to have been spent first. When an expenditure is incurred for which committed, assigned, or unassigned fund balances are available, the Board considers amounts to have been spent first out of committed funds, then assigned funds, and finally unassigned funds, as needed, unless the Board of Directors has provided otherwise in its commitment or assignment actions.

(m) **Leases**—The Board leases printers and building facilities, and determines if an arrangement is a lease at inception. The Board recognizes intangible right-to-use (RTU) assets and corresponding lease liabilities for all leases that are not considered short-term. RTU assets represent the Board's right to use an underlying asset for the lease term and lease liabilities represent the Board's obligation to make lease payments arising from the lease. RTU assets and liabilities are recognized at the lease commencement date based on the present value of lease payments over the lease term.

Basis of lease classification – Leases that meet the following requirement will not be considered short term: the maximum possible lease term(s) is non-cancelable by both lessee and lessor, and is more than 12 months, and (2) the present value of lease payments for the lease is less than \$5,000.

Discount Rate – Unless explicitly stated in the lease agreement, known by the Board, or the Board is able to determine the rate implicit within the lease, the discount rate used to calculate lease right-to-use assets and liabilities will be the Board's incremental borrowing rate (IBR), which will be the rate utilized for the subsequent fiscal year. The District's IBR was 2.38% at June 30, 2020, and was the discount rate utilized for applicable leases beginning July 1, 2021 and applicable lease conversions thereafter.

The Board's lease agreements do not contain any material residual value guarantees or material restrictive covenants.

WORKFORCE DEVELOPMENT BOARD OF THE TREASURE COAST, INC.
NOTES TO FINANCIAL STATEMENTS
JUNE 30, 2024 AND 2023

(2) **Reconciliation of Government-Wide and Fund Financial Statements:**

(a) **Explanation of certain differences between the governmental fund balance sheets and the government-wide statements of net position**—Following the governmental fund balance sheets is a reconciliation between *fund balance – total governmental funds* and *net position of governmental activities* as reported in the government-wide statements of net position. The details of these differences are explained in the above referenced financial statements.

(b) **Explanation of certain differences between the governmental fund statements of revenues, expenditures, and changes in fund balance and the government-wide statements of activities**—Following the governmental fund statements of revenues, expenditures, and changes in fund balance, there is a reconciliation between *net change in fund balance – total governmental funds* and *change in net position of governmental activities* as reported in the government-wide statements of activities. The details of these differences are explained in the above referenced financial statements.

(3) **Capital Assets:**

Capital asset activity of the Board for the 2024 and 2023 fiscal years was as follows:

2024	Balance			Balance
Governmental Activities	June 30,	Increases	Decreases	June 30,
	2023			2024
Capital assets				
Leasehold improvements	\$ 217,856	\$ -	\$ -	\$ 217,856
Equipment	143,455	-	-	143,455
Vehicles	447,386	-	-	447,386
Right-to-use assets	4,026,547	-	(58,388)	3,968,159
Total capital assets	<u>4,835,244</u>	<u>-</u>	<u>(58,388)</u>	<u>4,776,856</u>
Accumulated depreciation/amortization				
Leasehold improvements	(120,889)	(7,262)	-	(128,151)
Equipment	(129,380)	(6,269)	-	(135,649)
Vehicles	(447,386)	-	-	(447,386)
Right-to-use assets	(1,184,467)	(389,514)	58,388	(1,515,593)
Total accumulated depr./amort.	<u>(1,882,122)</u>	<u>(403,045)</u>	<u>58,388</u>	<u>(2,226,779)</u>
Capital assets, net	<u>\$ 2,953,122</u>	<u>\$ (403,045)</u>	<u>\$ -</u>	<u>\$ 2,550,077</u>

WORKFORCE DEVELOPMENT BOARD OF THE TREASURE COAST, INC.
NOTES TO FINANCIAL STATEMENTS
JUNE 30, 2024 AND 2023

(3) **Capital Assets:** (continued)

2023 Governmental Activities	Balance June 30, 2022	Increases	Decreases	Balance June 30, 2023
Capital assets				
Leasehold improvements	\$ 217,856	\$ -	\$ -	\$ 217,856
Equipment	143,455	-	-	143,455
Vehicles	447,386	-	-	447,386
Right-to-use assets	4,500,650	15,838	(489,941)	4,026,547
Total capital assets	<u>5,309,347</u>	<u>15,838</u>	<u>(489,941)</u>	<u>4,835,244</u>
Accumulated depreciation/amortization				
Leasehold improvements	(113,627)	(7,262)	-	(120,889)
Equipment	(118,123)	(11,257)	-	(129,380)
Vehicles	(447,386)	-	-	(447,386)
Right-to-use assets	(1,211,070)	(463,338)	489,941	(1,184,467)
Total accumulated depr./amort.	<u>(1,890,206)</u>	<u>(481,857)</u>	<u>489,941</u>	<u>(1,882,122)</u>
Capital assets, net	<u>\$ 3,419,141</u>	<u>\$ (466,019)</u>	<u>\$ -</u>	<u>\$ 2,953,122</u>

For the years ended June 30, 2024 and 2023, depreciation/amortization expense was \$403,045 and \$481,857 respectively, and was charged to training, retaining, and readjustment.

(4) **Leases:**

Board as Lessee

The Board was lessee in six lease agreements, two of which ended in the current year. A right-to-use asset was added to the Board's capital asset records for each of the assets which are included in the building and equipment classes. As of June 30, 2024 and 2023, the value of the right-to-use assets was \$3,968,159 and \$4,026,547, respectively. As of June 30, 2024 and 2023, the accumulated depreciation of the right-to-use assets was \$1,515,593 and \$1,184,467, respectively. The estimated incremental borrowing rate applied to the leases is 2.38%. The details of the leases are as follows:

In fiscal year 2013-2014, the Board entered into a lease agreement with Boys Are Us LTD as lessee for building facilities at Martin County BSC 710 Central Pkwy valued at \$294,426, which was last renewed in fiscal year 2017-2018. A right-to-use asset was added to the Board's capital assets in that amount. The accumulated depreciation as of June 30, 2024 and 2023, was \$224,325 and \$168,243, respectively. The building facilities have a thirty-year estimated useful life. As of June 30, 2024 and 2023, the present value of the future minimum lease payments was \$70,433 and \$129,268, respectively.

In fiscal year 2008-2009, the Board entered into a lease agreement with Office Suites, LLC, as lessee for building facilities at 1880 82nd Avenue #101-103 Office Suites valued at \$309,937, which was last renewed in fiscal year 2019-2020. A right-to-use asset was added to the Board's capital assets in that amount. The accumulated depreciation as of June 30, 2024 and 2023, was \$265,660 and \$199,245, respectively. The building facilities have a thirty-year estimated useful life. As of June 30, 2024 and 2023, the present value of the future minimum lease payments was \$47,331 and \$116,936 respectively.

WORKFORCE DEVELOPMENT BOARD OF THE TREASURE COAST, INC.
NOTES TO FINANCIAL STATEMENTS
JUNE 30, 2024 AND 2023

(4) **Leases:** (continued)

In fiscal year 2005-2006, the Board entered into a lease agreement with PSL Business Center as lessee for building facilities for 584 NW University Boulevard Suites #100, #200, and #400 valued at \$3,115,426, which was last renewed in fiscal year 2022-2023. A right-to-use asset was added to the Board's capital assets in that amount. The accumulated depreciation as of June 30, 2024 and 2023, was \$812,720 and \$609,540, respectively. The building facilities have a thirty-year estimated useful life. As of June 30, 2024 and 2023, the present value of the future minimum lease payments was \$2,495,749 and \$2,659,096, respectively.

In fiscal year 2018-2019, the Board entered into a lease agreement with Wells Fargo as lessee for Xerox printers valued at \$29,194. A right-to-use asset was added to the Board's capital assets in that amount. The accumulated depreciation as of June 30, 2024 and 2023, was \$- and \$23,886, respectively. The printers have a seven-year estimated useful life. As of June 30, 2024 and 2023, the present value of the future minimum lease payments was \$- and \$5,488, respectively. The lease agreement ended in February 2024.

In fiscal year 2019-2020, the Board entered into a lease agreement with Wells Fargo as lessee for Xerox printers valued at \$248,369. A right-to-use asset was added to the Board's capital assets in that amount. The accumulated depreciation as of June 30, 2024 and 2023, was \$212,888 and \$159,666, respectively. The printers have a seven-year estimated useful life. As of June 30, 2024 and 2023, the present value of the future minimum lease payments was \$37,117 and \$91,701, respectively.

In fiscal year 2018-2019, the Board entered into a lease agreement with Zeno Leasing as lessee for Xerox printers valued at \$29,194. A right-to-use asset was added to the Board's capital assets in that amount. The accumulated depreciation as of June 30, 2024 and 2023, was \$- and \$23,886, respectively. The printers have a seven-year estimated useful life. As of June 30, 2024 and 2023, the present value of the future minimum lease payments was \$- and \$5,488, respectively. The lease agreement ended in February 2024.

Lease expense for the right-to-use assets for the years ended June 30, 2024 and 2023, is as follows:

	<u>June 30, 2024</u>	<u>June 30, 2023</u>
Buildings	\$ 325,676	\$ 394,193
Equipment	63,838	69,146
Total amortization expense	389,514	463,339
Interest on lease liabilities	66,966	75,715
Total	<u>\$ 456,480</u>	<u>\$ 539,054</u>

WORKFORCE DEVELOPMENT BOARD OF THE TREASURE COAST, INC.
NOTES TO FINANCIAL STATEMENTS
JUNE 30, 2024 AND 2023

(4) **Leases:** (continued)

The principal and interest requirements to maturity for the lease liability as of June 30, 2024, is as follows:

<u>Year Ending June 30,</u>	<u>Principal</u>	<u>Interest</u>	<u>Total Payments</u>
2025	\$ 316,523	\$ 59,320	\$ 375,843
2026	190,777	53,388	244,165
2027	189,671	48,962	238,633
2028	199,060	44,346	243,406
2029	208,770	39,503	248,273
2030-2034	1,201,495	116,370	1,317,865
2035-2039	344,334	5,505	349,839
Total future minimum lease payments	<u>\$ 2,650,630</u>	<u>\$ 367,394</u>	<u>\$ 3,018,024</u>

(5) **Changes in Long-term Liabilities:**

Employees are entitled to vacation and sick leave according to the Board's policies. Annual vacation is accrued based on completed years of employment with the Board. Upon resignation, death, termination or retirement, employees are paid in one lump sum for accrued vacation as of the last day of employment. A maximum number of hours equivalent to the potential annual vacation leave the employee may accrue according to the Board's policies may be carried over from one year to the next year. Accrued vacation leave in excess of what may be earned in a year will be forfeited. There is no liability for accumulated sick days since the Board does not have a policy to pay any amounts when employees separate from service with the Board. This liability for compensated absences is included in accounts payable and accrued liabilities on the statement of net position, and the general fund is used to satisfy compensated absences and lease liabilities. Compensated absences payable activity and lease liability activity for each of the last two years is as follows:

<u>2024</u>	<u>Beginning</u>	<u>Additions</u>	<u>Reductions</u>	<u>Ending</u>	<u>Due Within</u>
<u>Governmental Activities</u>	<u>Balance</u>			<u>Balance</u>	<u>One Year</u>
Compensated absences	\$ 94,141	\$ 101,681	\$ (94,141)	\$ 101,681	\$ 101,681
Lease liabilities	3,007,975	-	(357,347)	2,650,628	316,523
Total liabilities	<u>\$ 3,102,116</u>	<u>\$ 101,681</u>	<u>\$ (451,488)</u>	<u>\$ 2,752,309</u>	<u>\$ 418,204</u>

WORKFORCE DEVELOPMENT BOARD OF THE TREASURE COAST, INC.
NOTES TO FINANCIAL STATEMENTS
JUNE 30, 2024 AND 2023

(5) **Changes in Long-term Liabilities:** (continued)

2023 Governmental Activities	Beginning Balance	Additions	Reductions	Ending Balance	Due Within One Year
Compensated absences	\$ 88,397	\$ 88,462	\$ (82,718)	\$ 94,141	\$ 94,141
Lease liabilities	3,411,971	14,686	(418,682)	3,007,975	357,347
Total liabilities	<u>\$ 3,500,368</u>	<u>\$ 103,148</u>	<u>\$ (501,400)</u>	<u>\$ 3,102,116</u>	<u>\$ 451,488</u>

(6) **Retirement Plan:**

The Board implemented a Safe Harbor 401(k) plan with an effective date of July 1, 2011, which covered employees, over 21 years of age, with a minimum of one year of service, and who worked 1,000 hours during the plan year. The plan allowed for a maximum matching contribution of 4% during 2024 and employees may make salary deferrals beginning after three months of employment. For the year ended June 30, 2024 and 2023, the Board contributed \$65,244 and \$60,786 to the plan, respectively.

(7) **Risk Management:**

The Board is exposed to various risks of loss related to torts; theft of, damage to and destruction of assets; errors and omissions; and natural disasters for which the Board carries commercial insurance.

(8) **Concentrations of Credit Risk and Significant Funding Source:**

(a) **Cash and cash equivalents**—As of June 30, 2024 and 2023, the Board had demand deposits with one financial institution of \$817,937 and \$823,155, respectively. The Board has no policy requiring collateral or other security to support its deposits, although all demand deposits with banks are federally insured up to FDIC limitations. The demand deposits with the financial institutions are insured up to \$250,000. At June 30, 2024 and 2023, the Board had \$567,937 and \$573,155 in excess of FDIC coverage, respectively.

(b) **Grants and other receivables**—The Board's receivables are for amounts due under contracts with the State of Florida and Federal government agencies. The Board has no policy requiring collateral or other security to support its receivables.

(c) **Significant funding source**—During the years ended June 30, 2024 and 2023, the Board received approximately 97% and 95%, respectively, of its funding from the United States Department of Labor, the United States Department of Health and Human Services, and the United States Department of Agriculture passed through the Department of Commerce. If a significant reduction in the level of this funding were to occur, it could have an adverse effect on the Board's program and activities.

WORKFORCE DEVELOPMENT BOARD OF THE TREASURE COAST, INC.
NOTES TO FINANCIAL STATEMENTS
JUNE 30, 2024 AND 2023

(9) Contingencies and Uncertainties:

Amounts received or receivable from grantor agencies are subject to audit and adjustment by grantor agencies, principally the Federal government and the State of Florida. Any disallowed claims, including amounts already collected, may constitute a liability of the applicable funds. The amount, if any, of expenditures which may be disallowed by the grantor cannot be determined at this time although the Board expects such amounts, if any, to be immaterial.

(10) Related Parties:

The Board of Directors includes representation of both the private and public service industries as required by Florida Statutes. The Board had transactions with entities with which certain board members are associated for the purpose of providing training services to participants and temporary labor. During the year ended June 30, 2024 and 2023, total payments to these entities were \$301,565 and \$259,433, respectively. At June 30, 2024 and 2023, \$17,869 and \$1,643 were payable to these entities, respectively. The transactions were approved and authorized in accordance with the Board's purchasing policies and procedures.

(11) Recent Accounting Pronouncements:

(a) GASB issued Statement No. 96, *Subscription-Based Information Technology Arrangements*, in May 2020. GASB 96 provides guidance on the accounting and financial reporting for subscription-based information technology arrangements (SBITAs) for government end users (governments).

This Statement (1) defines a SBITA; (2) establishes that a SBITA results in a right-to-use subscription asset—an intangible asset—and a corresponding subscription liability; (3) provides the capitalization criteria for outlays other than subscription payments, including implementation costs of a SBITA; and (4) requires note disclosures regarding a SBITA. To the extent relevant, the standards for SBITAs are based on the standards established in Statement No. 87, *Leases*, as amended. The provisions in GASB 96 are effective for periods beginning after June 15, 2022. The Board had arrangements subject to GASB 96 as of June 30, 2024, however all arrangements were considered short-term. Therefore, the Board did not record any SBITAs as of June 30, 2024.

(b) GASB issued Statement No. 101, *Compensated Absences*, in June 2022. GASB Statement No. 101 amends the existing guidance related to the calculation and disclosures surrounding the liability for compensated absences. The provisions for GASB 101 are effective for fiscal years beginning after December 15, 2023.

(c) GASB issued Statement No. 102, *Certain Risk Disclosures*, in December 2023. GASB 102 requires governments to disclose essential information about risks related to vulnerabilities due to certain concentrations or constraints. The provisions for GASB 102 are effective for fiscal years beginning after June 15, 2024.

(d) GASB issued Statement No. 103, *Financial Reporting Model Improvements*, in April 2024. The objective of GASB 103 is to improve key components of the financial reporting model to enhance its effectiveness in providing information that is essential for decision making and assessing an entity's accountability. The provisions in GASB 103 are effective for fiscal years beginning after June 15, 2025.

COMPLIANCE SECTION



**INDEPENDENT AUDITORS' REPORT ON INTERNAL CONTROL OVER
FINANCIAL REPORTING AND ON COMPLIANCE AND OTHER MATTERS
BASED ON AN AUDIT OF FINANCIAL STATEMENTS PERFORMED IN ACCORDANCE
WITH *GOVERNMENT AUDITING STANDARDS***

To the Board of Directors and Management,
Workforce Development Board of the Treasure Coast, Inc.:

We have audited, in accordance with the auditing standards generally accepted in the United States of America and the standards applicable to the financial audits contained in *Government Auditing Standards* issued by the Comptroller General of the United States (*Government Auditing Standards*), the financial statements of the governmental activities and the general fund of the Workforce Development Board of the Treasure Coast, Inc., (the Board) as of and for the year ended June 30, 2024 and 2023, and the related notes to the financial statements, which collectively comprise the Board's basic financial statements, and have issued our report thereon dated November 15, 2024.

Report on Internal Control over Financial Reporting

In planning and performing our audit of the financial statements, we considered the Board's internal control over financial reporting (internal control) as a basis for designing audit procedures that are appropriate in the circumstances for the purpose of expressing our opinions on the financial statements, but not for the purpose of expressing an opinion on the effectiveness of the Board's internal control. Accordingly, we do not express an opinion on the effectiveness of the Board's internal control.

A *deficiency in internal control* exists when the design or operation of a control does not allow management or employees in the normal course of performing their assigned functions, to prevent, or detect and correct misstatements on a timely basis. A *material weakness* is a deficiency, or a combination of deficiencies, in internal control, such that there is a reasonable possibility that a material misstatement of the Board's financial statements will not be prevented, or detected and corrected on a timely basis. A *significant deficiency* is a deficiency, or a combination of deficiencies, in internal control that is less severe than a material weakness, yet important enough to merit attention by those charged with governance.

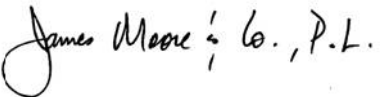
Our consideration of internal control was for the limited purpose described in the first paragraph of this section and was not designed to identify all deficiencies in internal control that might be material weaknesses or significant deficiencies. Given these limitations, during our audit we did not identify any deficiencies in internal control that we consider to be material weaknesses. However, material weaknesses or significant deficiencies may exist that were not identified.

Report on Compliance and Other Matters

As part of obtaining reasonable assurance about whether the Board's financial statements are free from material misstatement, we performed tests of its compliance with certain provisions of laws, regulations, contracts, and grant agreements, noncompliance with which could have a direct and material effect on the financial statements. However, providing an opinion on compliance with those provisions was not an objective of our audit and, accordingly, we do not express such an opinion. The results of our tests disclosed no instances of noncompliance or other matters that are required to be reported under *Government Auditing Standards*.

Purpose of this Report

The purpose of this report is solely to describe the scope of our testing of internal control and compliance and the results of that testing, and not to provide an opinion on the effectiveness of the Board's internal control or on compliance. This report is an integral part of an audit performed in accordance with *Government Auditing Standards* in considering the Board's internal control and compliance. Accordingly, this communication is not suitable for any other purpose.

James Moore & Co., P.L.

Daytona Beach, Florida
November 15, 2024

**WORKFORCE DEVELOPMENT BOARD OF THE TREASURE COAST, INC.
SCHEDULE OF EXPENDITURES OF FEDERAL AWARDS
FOR THE YEAR ENDED JUNE 30, 2024**

Federal Grantor/Pass-Through Grantor/Program Title	Program Year	Federal ALN	Funding Period	Total Expended	Transferred to Subrecipients
U.S. Department of Labor					
Passed through Florida Department of Commerce					
WIOA Cluster					
WIOA Adult Program	2022	17.258	7/1/22-6/30/24	\$ 286,364	\$ -
WIOA Adult Program	2023	17.258	7/1/23-6/30/25	1,012,670	-
WIOA Adult Program	2021	17.258	10/1/22-6/30/24	89,670	-
WIOA Adult Program	2021	17.258	7/1/23-12/31/23	46,200	-
WIOA Adult Program	2023	17.258	7/1/23-6/30/25	349	-
WIOA Adult Program	2023	17.258	7/1/23-6/30/24	1,504	-
				<u>1,436,757</u>	<u>-</u>
WIOA YOUTH ACTIVITIES	2022	17.259	4/1/22-6/30/24	568,110	499,429
WIOA YOUTH ACTIVITIES	2023	17.259	4/1/23-6/30/25	346,884	257,281
WIOA YOUTH ACTIVITIES	2021	17.259	10/1/22-6/30/24	86,953	-
WIOA YOUTH ACTIVITIES	2021	17.259	7/1/23-12/31/23	44,800	-
WIOA YOUTH ACTIVITIES	2023	17.259	7/1/23-6/30/25	338	-
WIOA YOUTH ACTIVITIES	2023	17.259	7/1/23-6/30/24	1,457	-
				<u>1,048,542</u>	<u>756,710</u>
WIOA DISLOCATED WORKER FORMULA GRANTS	2022	17.278	7/1/22-6/30/24	869,768	-
WIOA DISLOCATED WORKER FORMULA GRANTS	2023	17.278	7/1/23-6/30/25	112,494	-
WIOA DISLOCATED WORKER FORMULA GRANTS	2021	17.278	10/1/22-6/30/24	95,105	-
WIOA DISLOCATED WORKER FORMULA GRANTS	2021	17.278	7/1/23-12/31/23	49,000	-
WIOA DISLOCATED WORKER FORMULA GRANTS	2023	17.278	7/1/23-6/30/25	404	-
WIOA DISLOCATED WORKER FORMULA GRANTS	2023	17.278	7/1/23-6/30/24	1,739	-
				<u>1,128,510</u>	<u>-</u>
				<u>3,613,809</u>	<u>756,710</u>
WIOA Cluster Total					
Employment Service Cluster					
Employment Services / Wagner-Peyser Funded Activities	2022	17.207	7/1/22-9/30/23	107,542	-
Employment Services / Wagner-Peyser Funded Activities	2023	17.207	7/1/23-9/30/24	317,358	-
Employment Services / Wagner-Peyser Funded Activities	2023	17.207	7/1/23-6/30/24	62,499	-
Employment Services / Wagner-Peyser Funded Activities	2023	17.207	7/1/23-6/30/25	45,277	-
				<u>532,676</u>	<u>-</u>
Local Veterans' Employment Representative Program	2022	17.801	10/1/22-12/31/24	25,918	-
Local Veterans' Employment Representative Program	2023	17.801	10/1/23-12/31/25	18,855	-
Disabled Veteran's Outreach Program	2022	17.801	10/1/22-12/31/24	26,675	-
Disabled Veteran's Outreach Program	2023	17.801	10/1/23-12/31/25	14,881	-
Veterans' Management and Administrative Program	2023	17.801	4/1/23-12/31/24	10,020	-
Veterans' Management and Administrative Program	2023	17.801	10/1/23-12/31/25	5,010	-
				<u>101,359</u>	<u>-</u>
				<u>634,035</u>	<u>-</u>
Employment Service Cluster Total					
Unemployment Insurance	2022	17.225	1/1/22-9/30/24	134,912	-
Unemployment Insurance	2023	17.225	1/1/23-9/30/24	334,072	-
				<u>468,984</u>	<u>-</u>
				<u>4,716,828</u>	<u>756,710</u>
Total U.S. Department of Labor					
U.S. Department of Health and Human Services					
Passed through Agency for Workforce Innovation					
Temporary Assistance for Needy Families	2022	93.558	10/1/22-8/31/23	96,605	-
Temporary Assistance for Needy Families	2023	93.558	7/1/23-11/30/23	151,437	-
Temporary Assistance for Needy Families	2023	93.558	10/1/23-8/31/24	578,525	-
				<u>826,567</u>	<u>-</u>
Total U.S. Department of Health and Human Services					
U.S. Department of Agriculture					
Passed through Agency for Workforce Innovation					
State Administrative Matching Grants for the Supplemental Nutrition Assistance Program	2022	10.561	10/1/22-9/30/23	54,168	-
State Administrative Matching Grants for the Supplemental Nutrition Assistance Program	2023	10.561	10/1/23-9/30/24	197,808	-
				<u>251,976</u>	<u>-</u>
Total U.S. Department of Agriculture and SNAP Cluster					
Total Expenditures of Federal Awards				<u><u>\$ 5,795,371</u></u>	<u><u>\$ 756,710</u></u>

The accompanying notes to schedule of expenditures of federal awards are an integral part of this schedule.

WORKFORCE DEVELOPMENT BOARD OF THE TREASURE COAST, INC.
NOTES TO SCHEDULE OF EXPENDITURES OF FEDERAL AWARDS
YEAR ENDED JUNE 30, 2024

(1) **Basis of Presentation:**

The accompanying Schedule of Expenditures of Federal Awards includes the Federal award activity of Workforce Development Board of the Treasure Coast, Inc. (the Board) and is presented on the accrual basis of accounting. The information in this schedule is presented in accordance with the requirements of Title 2 U.S. Code of Federal Regulations Part 200, *Uniform Administrative Requirements, Cost Principles, and Audit Requirements for Federal Awards* (Uniform Guidance). Therefore, some amounts presented in this schedule may differ from amounts presented in, or used in the preparation of, the financial statements.

(2) **Summary of Significant Accounting Policies:**

Expenditures reported on the schedule are reported on the accrual basis of accounting. Such expenditures are recognized following the cost principles contained in the Uniform Guidance, wherein certain types of expenditures are not allowed or are limited as to reimbursement.

(3) **De Minimis Indirect Cost Rate Election:**

The Board has elected not to use the 10 percent de minimis indirect cost rate as allowed under Uniform Guidance.

**WORKFORCE DEVELOPMENT BOARD OF THE TREASURE COAST, INC.
SCHEDULE OF FINDINGS AND QUESTIONED COSTS
FOR THE YEAR ENDED JUNE 30, 2024**

I. Summary of Auditors' Results:

Financial Statements:

Type of audit report issued on the financial statements: *Unmodified*

Internal control over financial reporting:

Material weakness(es) identified? yes no

Significant deficiency(ies) identified? yes none reported

Noncompliance material to financial statements noted? yes no

Federal Awards:

Internal control over major Federal programs:

Material weakness(es) identified? yes no

Significant deficiency(ies) identified? yes none reported

Type of auditors' report issued on compliance for major Federal programs: *Unmodified*

Any audit findings disclosed that are required to be reported in accordance with 2 CFR 200.516(a)? yes no

Identification of major Federal programs:

ALN Number(s)	Program Name
17.207, 17.801	Employment Service Cluster
93.558	Welfare Transition Program

Dollar threshold used to distinguish between type A and type B Federal programs: \$750,000

Auditee qualified as low-risk auditee? yes no

II. Financial Statement Findings: None.

III. Federal Awards Findings and Questioned Costs: None.

IV. State of Florida, Department of Commerce Reporting Requirements: The Board performed timely reconciliations between the general ledger accounting system and the Subrecipient Enterprise Resource Application maintained by DOC. Based on the DOC reporting requirements, there were no additional findings to be reported in FY2024.

V. Federal Award Summary Schedule of Prior Year Findings: There were no audit findings for the year ended June 30, 2023.

INDEPENDENT AUDITORS' REPORT ON COMPLIANCE FOR EACH MAJOR FEDERAL PROGRAM AND REPORT ON INTERNAL CONTROL OVER COMPLIANCE IN ACCORDANCE WITH THE UNIFORM GUIDANCE

To the Board of Directors and Management,
Workforce Development Board of the Treasure Coast, Inc.:

Report on Compliance for Each Major Federal Program

Opinion on Each Major Federal Program

We have audited the Workforce Development Board of the Treasure Coast, Inc.'s (the Board) compliance with the types of compliance requirements identified as subject to audit in the U.S. *Office of Management and Budget (OMB) Compliance Supplement* that could have a direct and material effect on each of the Board's major federal programs for the year ended June 30, 2024. The Board's major federal programs are identified in the summary of auditors' results section of the accompanying schedule of findings and questioned costs.

In our opinion, the Board complied, in all material respects, with the compliance requirements referred to above that could have a direct and material effect on each of its major federal programs for the year ended June 30, 2024.

Basis for Opinion on Each Major Federal Program

We conducted our audit of compliance in accordance with auditing standards generally accepted in the United States of America (GAAS); the standards applicable to financial audits contained in *Government Auditing Standards* issued by the Comptroller General of the United States (*Government Auditing Standards*); the special audit guidance provided by the State of Florida Department of Commerce; and the audit requirements of Title 2 U.S. *Code of Federal Regulations Part 200, Uniform Administrative Requirements, Cost Principles, and Audit Requirements for Federal Awards* (Uniform Guidance). Our responsibilities under those standards and the Uniform Guidance are further described in the Auditors' Responsibilities for the Audit of Compliance section of our report.

We are required to be independent of the Board and to meet our other ethical responsibilities, in accordance with relevant ethical requirements relating to our audit. We believe that the audit evidence we have obtained is sufficient and appropriate to provide a basis for our opinion on compliance for each major federal program. Our audit does not provide a legal determination of the Board's compliance with the compliance requirements referred to above.

Responsibilities of Management for Compliance

Management is responsible for compliance with the requirements referred to above and for the design, implementation, and maintenance of effective internal control over compliance with the requirements of laws, statutes, regulations, rules and provisions of contracts or grant agreements applicable to the Board's federal programs.

Auditors' Responsibilities for the Audit of Compliance

Our objectives are to obtain reasonable assurance about whether material noncompliance with the compliance requirements referred to above occurred, whether due to fraud or error, and express an opinion on the Board's compliance based on our audit. Reasonable assurance is a high level of assurance but is not absolute assurance and therefore is not a guarantee that an audit conducted in accordance with GAAS, *Government Auditing Standards*, the special audit guidance provided by the State of Florida Department of Commerce, and the Uniform Guidance will always detect material noncompliance when it exists. The risk of not detecting material noncompliance resulting from fraud is higher than for that resulting from error, as fraud may involve collusion, forgery, intentional omissions, misrepresentations, or the override of internal control. Noncompliance with the compliance requirements referred to above is considered material, if there is a substantial likelihood that, individually or in the aggregate, it would influence the judgment made by a reasonable user of the report on compliance about the Board's compliance with the requirements of each major federal program as a whole.

In performing an audit in accordance with GAAS, *Government Auditing Standards*, the special audit guidance provided by the State of Florida Department of Commerce and the Uniform Guidance, we:

- Exercise professional judgment and maintain professional skepticism throughout the audit.
- Identify and assess the risks of material noncompliance, whether due to fraud or error, and design and perform audit procedures responsive to those risks. Such procedures include examining, on a test basis, evidence regarding the Board's compliance with the compliance requirements referred to above and performing such other procedures as we considered necessary in the circumstances.
- Obtain an understanding of the Board's internal control over compliance relevant to the audit in order to design audit procedures that are appropriate in the circumstances and to test and report on internal control over compliance in accordance with the Uniform Guidance, but not for the purpose of expressing an opinion on the effectiveness of the Board's internal control over compliance. Accordingly, no such opinion is expressed.

We are required to communicate with those charged with governance regarding, among other matters, the planned scope and timing of the audit and any significant deficiencies and material weaknesses in internal control over compliance that we identified during the audit.

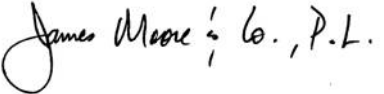
Report on Internal Control over Compliance

A *deficiency in internal control over compliance* exists when the design or operation of a control over compliance does not allow management or employees, in the normal course of performing their assigned functions, to prevent, or detect and correct, noncompliance with a type of compliance requirement of a federal program on a timely basis. A *material weakness in internal control over compliance* is a deficiency, or combination of deficiencies in internal control over compliance, such that there is a reasonable possibility that material noncompliance with a type of compliance requirement of a federal program will not be prevented, or detected and corrected on a timely basis. A *significant deficiency in internal control over compliance* is a deficiency, or a combination of deficiencies, in internal control over compliance with a type of compliance requirement of a federal program that is less severe than a material weakness in internal control over compliance, yet important enough to merit attention by those charged with governance.

Our consideration of internal control over compliance was for the limited purpose described in the Auditors' Responsibilities for the Audit of Compliance section above and was not designed to identify all deficiencies in internal control over compliance that might be material weaknesses or significant deficiencies in internal control over compliance. Given these limitations, during our audit we did not identify any deficiencies in internal control over compliance that we consider to be material weaknesses, as defined above. However, material weaknesses or significant deficiencies in internal control over compliance may exist that were not identified.

Our audit was not designed for the purpose of expressing an opinion on the effectiveness of internal control over compliance. Accordingly, no such opinion is expressed.

The purpose of this report on internal control over compliance is solely to describe the scope of our testing of internal control over compliance and the results of that testing based on the requirements of the Uniform Guidance. Accordingly, this report is not suitable for any other purpose.

James Moore & Co., P.L.

Daytona Beach, Florida
November 15, 2024